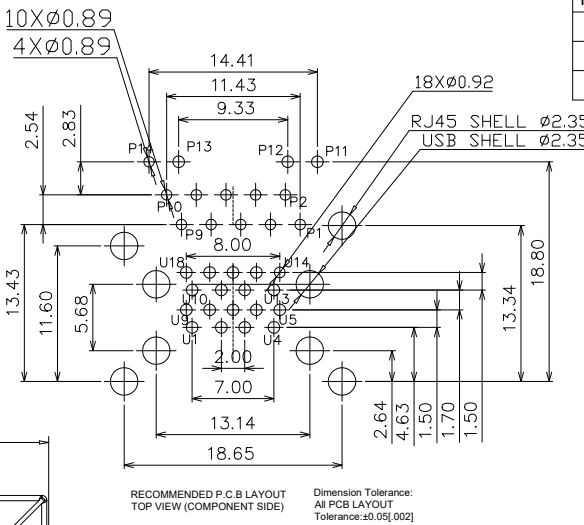
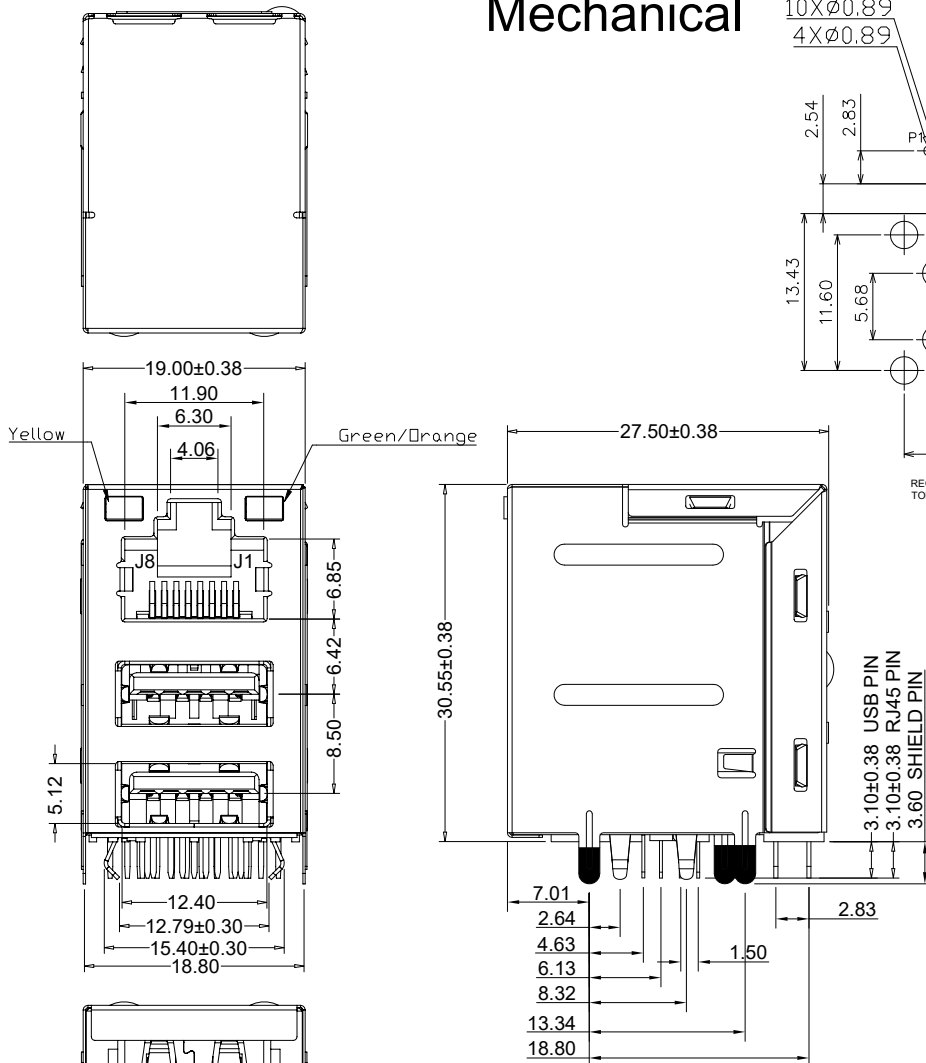


Mechanical



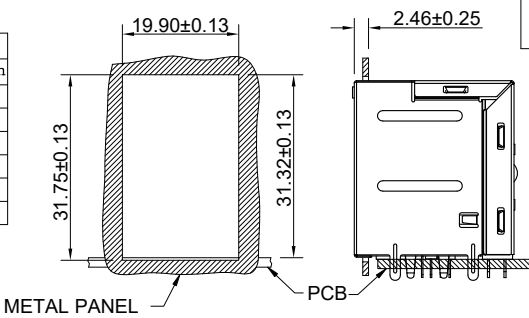
NO.	ECN NO.	DESCRIPTION	REV.	DRAW	DATE
1					
2					
3					

DOUBLE 2USB3.0 PIN NAME DESCRIPTION			
P/N	Signal/N	Description	Mating Sequence
U1&U10	VBUS	Power	Second
U2&U11	D-	USB2.0 Differential pair	Third
U3&U12	D+		
U4&U13	GND	Ground for power return	Second
U5&U14	StdA_SSR-	Super speed receiver differential pair	Last
U6&U15	StdA_SSR+		
U7&U16	GND_DRAIN	Ground for Signal return	Last
U8&U17	StdA_SSTX-	Super speed transmitter differential pair	
U9&U18	StdA_SSTX+		
Shell	Shield	Connector metal shell	First

MATERIALS

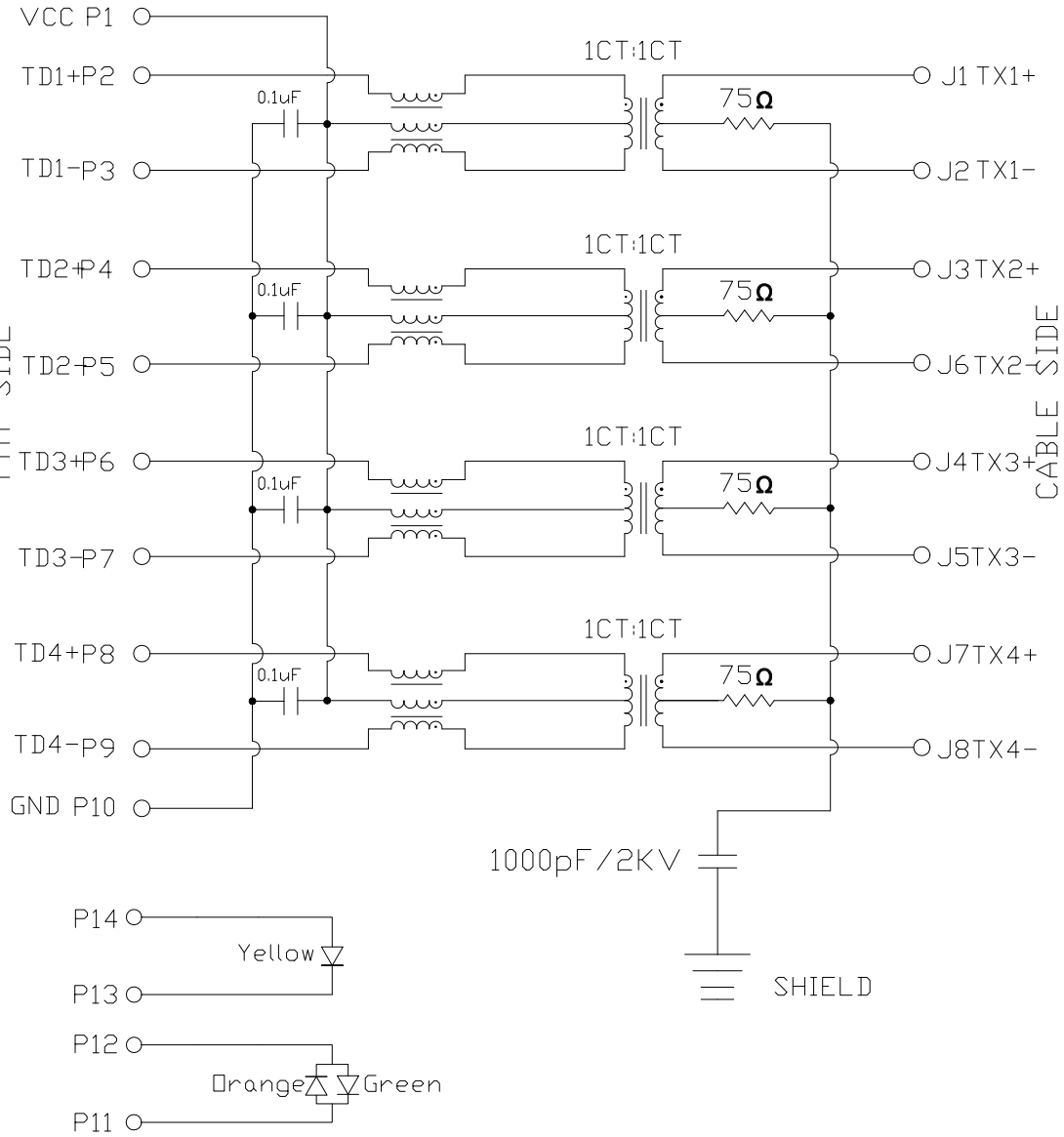
- 1.RJ45/HOUSING:GLASS FILLED PA66(185C/RED) UL94V-0(ROHS)
- 2.RJ45/CONTACT: PHOSPHOR BRONZE,50-100 MICROINCHES MIN. OVERALL DUCTILE NICKEL UNDERPLATE WITH SELECTED 30U" GOLD AT MATING INTERFACE
- 3.RJ45/SHIELD:0.2mm THICKNESS WITH STAINLESS.
- 4.USB3.0/HOUSING:GLASS FILLED PBT(BLUE) UL94V-0(ROHS).
- 5.USB3.0/SHIELD:BRASS.
- 6.JACK CAVITY CONFORMS TO FCC RULES AND REGULATIONS PART 68 SUBPART F
- 7.THE PART IS RECOMMENDED FOR WAVE SOLDERING PROCESS PEAK SOLDERING TEMPERATURE IS 260°C MAX,10 SECS MAX.
- 8.OPERATING TEMPERATURE:0°C TO +70°C. STORAGE TEMPERATURE:-40°C TO +85°C.

RJ45		2USB3.0	
GoldPlating	Option	GoldPlating	Option
GF	<input type="checkbox"/>	GF	<input type="checkbox"/>
3"	<input type="checkbox"/>	3"	<input type="checkbox"/>
6"	<input type="checkbox"/>	6"	<input type="checkbox"/>
15"	<input type="checkbox"/>	15"	<input type="checkbox"/>
30"	<input checked="" type="checkbox"/>	30"	<input checked="" type="checkbox"/>
50"	<input type="checkbox"/>	50"	<input type="checkbox"/>



产品客户图 Customer Drw		GLGNET® 深圳市方向电子股份有限公司			
公差		SHEN ZHEN GLGNET ELECTRONICS CO., LTD.			
未注公差	0.XX ±0.10	Description		RJ45+ Double USB3.0/Through Hole 10/100/1000Base-T W/LED	
TOLERANCE UNLESS OTHERWISE SPECIFIED	X.XX ±0.25	比例 SCALE	1:1	设计 DESIGN	WANGKG 2022.10.26
	XX.XX ±0.25	校核 CHECKED	DANNY	品名 TITLE	4ULBA1S804-Y/D4
	X° ±2°	图号 ITEM NO.		料号	
单位 UNIT	mm	版本 REV.	A0	核准 APPROVED	BYANG 2022.10.26
		图号 DWG NO.			

Schematic



NO.	ECN NO.	DESCRIPTION	REV.	DRAW	DATE
1					
2					
3					

PARAMETER	SPECIFICATIONS
OPERATING TEMPERATURE	0°C To +70°C
TURNS RATIO	1:1±2%
INDUCTANCE(OCL)	350uH MIN@100KHz/100mV With 8mA DC Bias
INSERTION LOSS	-1.0dB MAX@0.3MHz-100MHz;
RETURN LOSS (Z out=100 OHM)	-18dB MIN@1MHz-30MHz; -16dB MIN@30MHz-60MHz; -12dB MIN@60MHz-80MHz;-10dB MIN@80MHz-100MHz;
CROSSTALK (ADJACENT CHANNELS)	-30dB MIN@1MHz-100MHz;
COMMON MODE REJECTION RATIO	-30dB MIN@1MHz-100MHz;
HI-POT	2250 VDC@60 SECONDS

LED SPECIFICATION			
STANDARD LED	WAVELENGTH	Farward V(max)	TYP
GREEN	570nm	2.4V	2.2V
YELLOW	590nm	2.5V	2.1V
ORANGE	605nm	2.5V	2.1V

*WITH A FORWARD CURRENT OF 20mA

产品客户图 Customer Drw		GLGNET® 深圳市方向电子股份有限公司 SHEN ZHEN GLGNET ELECTRONICS CO., LTD.	
未注公差 TOLERANCE UNLESS OTHERWISE SPECIFIED	0.XX ±0.10 X.XX ±0.25 XX.XX ±0.25 X° ±2°	Description	RJ45+ Double USB3.0/Through Hole 10/100/1000Base-T W/LED
比例 SCALE	1:1	设计 DESIGN	WANGKG 2022.10.26
数量 SHEET	2/2	品名 TITLE	4ULBA1S804-Y/D4
单位 UNIT	mm	校对 CHECKED	DANNY 2022.10.26
		核准 APPROVED	BYANG 2022.10.26
		料号 ITEM NO.	
		图号 DWG NO.	